

Setup Guide

Table of Contents

1) Introduction	1
2) Specifications.	2
3) Package Contents	2
4) Unit Layout & Description	3
5) Connection and Operation	3
6) Connection Diagram.	4
7) Warranty.	4

Notice

KanexPro™ reserves the right to make changes in the hardware, packaging and any accompanying documentation without prior written notice.

Introduction

1x2 VGA Extender over CAT5/6 with Audio up to 1,000ft. (300m)

The KanexPro 1x2 VGA extender over CAT5e/6 cable is designed for routing two high-resolution VGA signals and stereo audio over remote distances up to 1,000ft. (300m). Each receiver set features a separate gain and peaking rotary switch used in adjusting brightness and skew over long distances. The 15-pin HD connectors are convenient and cost-effective for all input/ output connections supporting full bandwidth compatible from VGA to WUXGA graphics card resolutions and HDTV's to projectors. In addition, each output performs a separate buffering to maintain signal integrity and reject noise interference.

Features:

- Extend two independent high-resolution VGA signal with audio over Cat5e/6 cable up to 1,000 feet (300m)
- Adjust GAIN and PEAK levels to adapt for variable lengths of UTP cable on the receiver side
- Supports maximum resolutions up to WUXGA (1920x1200@60Hz)
- Stereo audio through 3.5mm jack
- Dual output for transmitter: VGA for local display and 2 x Cat5e/6
- EDID Compliant
- Rack or under-desk mountable
- 5VDC external power supply included

2

Specifications

Interface: Transmitter(TX)
Input: VGA x1/3.5mm Stereo x1
Output: Cat 5e/6 x2/VGA Output (Local) x1/3.5mm Stereo x1

Receiver (Rx)
Input: Cat 5e/6 x1
Output: VGA x1/3.5mm Stereo x1

Operating Frequency: Vertical Frequency Range 60/75/85Hz

Resolutions (PC):

640x480	800x600	1024x768
1280x720	1280x768	1280x960
1280x1024	1600x900	1600x1200
1920x1080	19200x1200	

Power Supply: 5V DC@2A, 5W

Environmental: Operating Temperature: 0°C to +70°C
Operating Humidity: 10% to 85 % RH (no condensation)
Storage Temperature: -10°C to +80°C
Storage Humidity: 5% to 90 % RH (no condensation)

Regulatory Approvals Converter: FCC, CE, UL

Regulatory Approvals Power Supply: FCC, CE, UL

Dimensions: VGA Transmitter: 4"x4.6"x1" (102x102x25.5mm)
Receiver: 3.25"x1.4"x0.8" (82.6x35.6x20mm)

Weight: VGA Transmitter: 0.66lbs (300g)
Receiver: 0.25lbs (115g)

Warranty: 1 Year limited

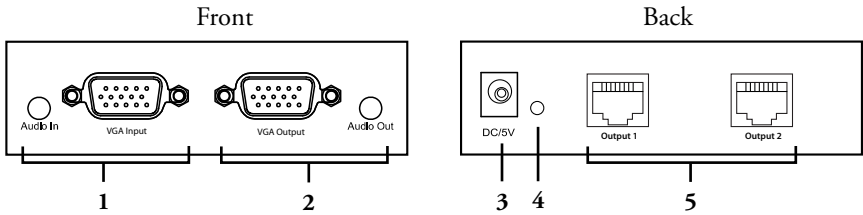
3

Package Contents

- 1)VGA UTP Extender Transmitter x1
- 2)VGA UTP Extender Receiver x2
- 3)5V DC Power Supply x3
- 4) Mounting Kit x1

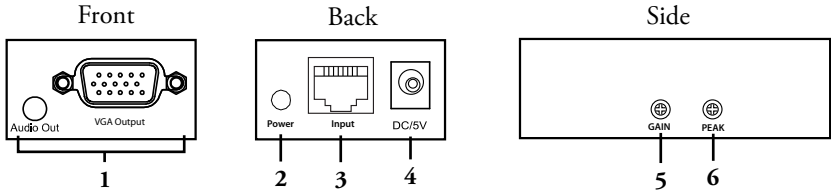
Unit Layout & Description

Transmitter



- 1) Video/Audio Input
 - a. Connect to VGA source (TV, Monitor, Projector, etc) using a VGA 15 pin Male to Male cable for video and 3.5mm Stereo Male to Male cable for audio.
- 2) Video/Audio Output
 - a. Connect to VGA display (TV, Monitor, Projector, etc) using a VGA 15 pin Male to Male cable for video and 3.5mm Stereo Male to Male cable for audio.
- 3) DC/5V Connector
 - a. Connect the 5V Switch Splitter power supply to this port
- 4) Power LED
 - a. LED will be active when unit is powered on
- 5) Cat5e/6 Output
 - a. Connect to the Cat5e/6(UTP) input on the Receiver unit.

Receiver



- 1) Video/Audio Output
 - a. Connect to VGA display (TV, Monitor, Projector, etc) using a VGA 15 pin Male to Male cable for video and 3.5mm Stereo Male to Male cable for audio.
- 2) Power LED
 - a. LED will be active when unit is powered on
- 3) Cat5e/6(UTP)input
 - a. Connect to the Cat5e/6 output on the Transmitter
- 4) DC/5V Connector
 - a. Connect the 5V Switch Splitter power supply to this port
- 5) Gain
 - a. Rotary dial used for adjusting the brightness on the displays
- 6) Peak
 - a. Rotary dial used for adjusting the skew for long cable runs

5

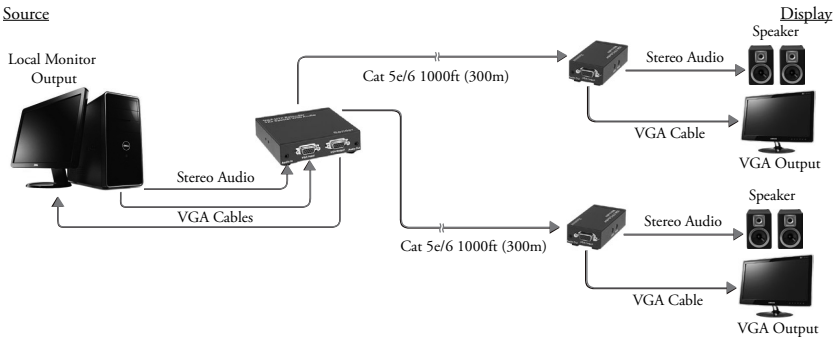
Connection and Operation

- 1) Connect VGA source(PC, laptop, etc) and the 3.5mm audio cable to the VGA and stereo audio input of the VGA Extender Tx unit.
- 2) Connect CAT5 output from the Tx to the VGA Extender Rx unit using a UTP Cat5e/6 cable.
- 3) Plug local VGA display to the VGA Output and Audio Out on the Tx unit.
- 4) Connect VGA display(Monitor, Projector, etc) to the VGA output on the Rx unit as well as the audio out to the display.
- 5) Add power supplies to the Tx and Rx units.
- 6) Power on the Tx and then the Rx units.

Note: The receivers consist of two rotary dials used for gain and peaking. Gain is used for adjusting the brightness on the displays and peaking is used for adjusting the skew for long cable runs.

6

Connection Diagram



7

Warranty

A. Limited Warranty

KanexPro™ warrants that (a) its products (the "Product") will perform greatly in agreement with the accompanying written materials for a period of 12 months (1 full year) from the date of receipt and (b) that the product will be free from defects in materials and workmanship under normal use and service for a period of 1 year.

B. CUSTOMER REMEDIES

KanexPro's entire liability and Customer's exclusive remedy shall be, at KanexPro option, either return of the price paid for the product, or repair or replacement of the Product that does not meet this Limited Warranty and which is returned to KanexPro with a copy of customer's receipt. This Limited Warranty is void if failure of the Product has resulted from accident, abuse, or misapplication. Any replacement Product will be warranted for the remainder of the original warranty period or 1 year, whichever is longer.

C. NO OTHER WARRANTIES

TO THE MAXIMUM EXTENT PERMITTED BY APPLICABLE LAW, KANEXPRO DISCLAIM ALL OTHER WARRANTIES, EITHER EXPRESS OR IMPLIED, INCLUDING, BUT NOT LIMITED TO IMPLIED WARRANTIES OF MERCHANTABILITY AND FITNESS FOR A PARTICULAR PURPOSE, WITH REGARD TO THE PRODUCT AND ANY RELATED WRITTEN MATERIALS. THIS LIMITED WARRANTY GIVES CUSTOMER SPECIFIC LEGAL RIGHTS. CUSTOMER MAY HAVE OTHER RIGHTS DEPENDING ON THE JURISDICTION.

D. NO LIABILITY FOR DAMAGES

TO THE MAXIMUM EXTENT PERMITTED BY APPLICABLE LAW, IN NO EVENT SHALL KANEXPRO BE LIABLE FOR ANY DAMAGES WHATSOEVER (INCLUDING WITHOUT LIMITATION, SPECIAL, INCIDENTAL, CONSEQUENTIAL, OR INDIRECT DAMAGES FOR PERSONAL INJURY, LOSS OF BUSINESS PROFITS, BUSINESS INTERRUPTION, LOSS OF BUSINESS INFORMATION, OR ANY OTHER PECUNIARY LOSS) ARISING OUT OF THE USE OF OR INABILITY TO USE THIS PRODUCT, EVEN IF KANEXPRO HAS BEEN ADVISED OF THE POSSIBILITY OF SUCH DAMAGES.

KanexPro™

Brea, California

KanexPro.com

MPN: VGAEXTX2